

MMBTA44

Rev.J Feb.-2025

描述 / Descriptions

SOT-23 塑封封装 NPN 半导体三极管。Silicon NPN transistor in a SOT-23 Plastic Package.

特征 / Features

耐压高,饱和压降低,无卤产品。

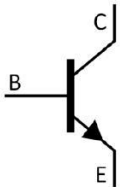
High voltage, Low saturation voltage, HF Product.

用途 / Applications

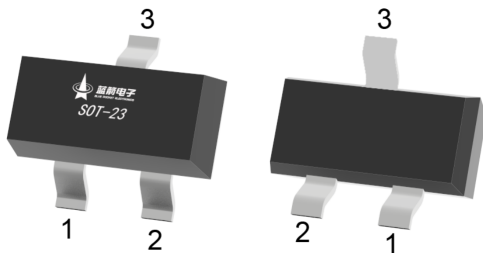
高电压控制电路。

High voltage control circuit.

内部等效电路 / Equivalent Circuit



引脚排列 / Pinning



PIN 1 : Base

PIN 2 : Emitter

PIN 3 : Collector

放大及印章代码 / h_{FE} Classifications & Marking

h_{FE} Range	50~200
Marking	H3D

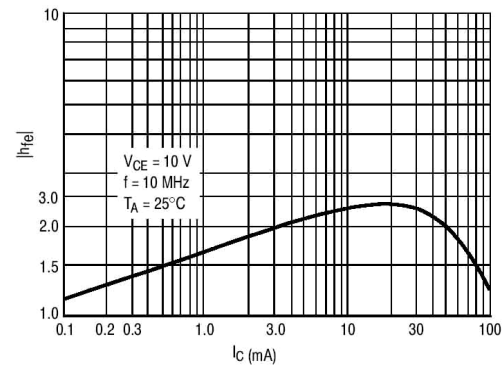
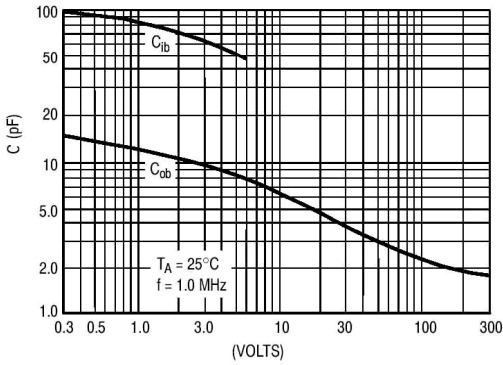
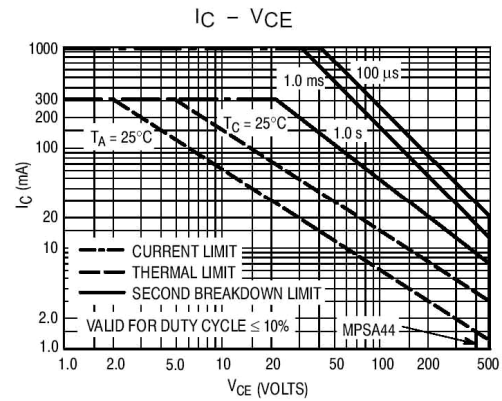
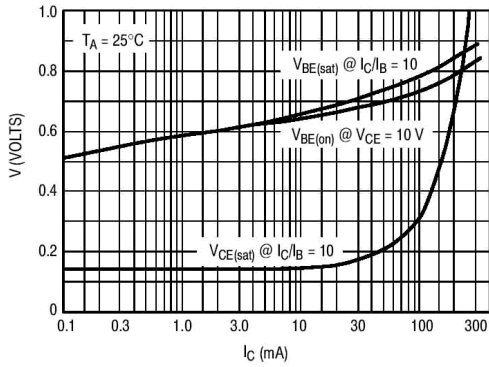
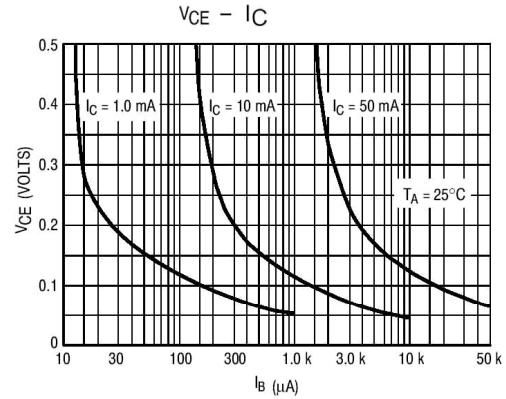
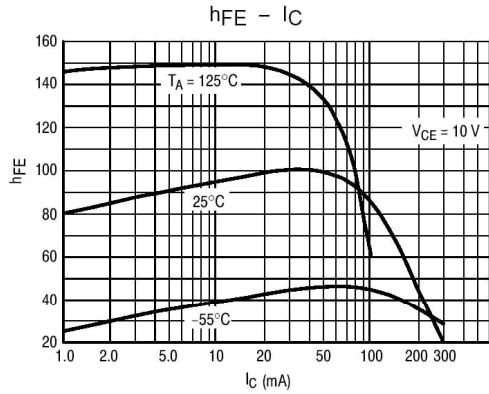
极限参数 / Absolute Maximum Ratings(Ta=25°C)

参数 Parameter	符号 Symbol	数值 Rating	单位 Unit
Collector to Base Voltage	V _{CBO}	500	V
Collector to Emitter Voltage	V _{CEO}	400	V
Emitter to Base Voltage	V _{EBO}	6.0	V
Collector Current	I _C	300	mA
Collector Power Dissipation	P _C	350	mW
Collector Power Dissipation	P _{C(TC=25°C)}	1.5	W
Junction Temperature	T _j	150	°C
Storage Temperature Range	T _{stg}	-55~150	°C

电性能参数 / Electrical Characteristics(Ta=25°C)

参数 Parameter	符号 Symbol	测试条件 Test Conditions	最小值 Min	典型值 Typ	最大值 Max	单位 Unit
Collector to Base Breakdown Voltage	V _{CBO}	I _C =100μA I _E =0	500			V
Collector to Emitter Breakdown Voltage	V _{CEO}	I _C =1.0mA I _B =0	400			V
Emitter to Base Breakdown Voltage	V _{EBO}	I _E =10μA I _C =0	6.0			V
Collector Cut-Off Current	I _{CBO}	V _{CB} =400V I _E =0			0.1	μA
Collector Cut-Off Current	I _{CES}	V _{CE} =400V V _{BE} =0			1	μA
Emitter Cut-Off Current	I _{EBO}	V _{EB} =4.0V I _C =0			0.1	μA
DC Current Gain	h _{FE(1)}	V _{CE} =10V I _C =10mA	50		200	
	h _{FE(2)}	V _{CE} =10V I _C =100mA	40			
	h _{FE(3)}	V _{CE} =10V I _C =50mA	45			
	h _{FE(4)}	V _{CE} =10V I _C =1.0mA	40			
Collector-Emitter Saturation Voltage	V _{CE(sat)(1)}	I _C =1.0mA I _B =0.1mA			0.4	V
	V _{CE(sat)(2)}	I _C =10mA I _B =1.0mA			0.5	V
	V _{CE(sat)(3)}	I _C =50mA I _B =5.0mA			0.75	V
Base-Emitter Saturation Voltage	V _{BE(sat)}	I _C =10mA I _B =1.0mA			0.75	V
Output Capacitance	C _{ob}	V _{CB} =20V f=1.0MHz I _E =0			7.0	pF

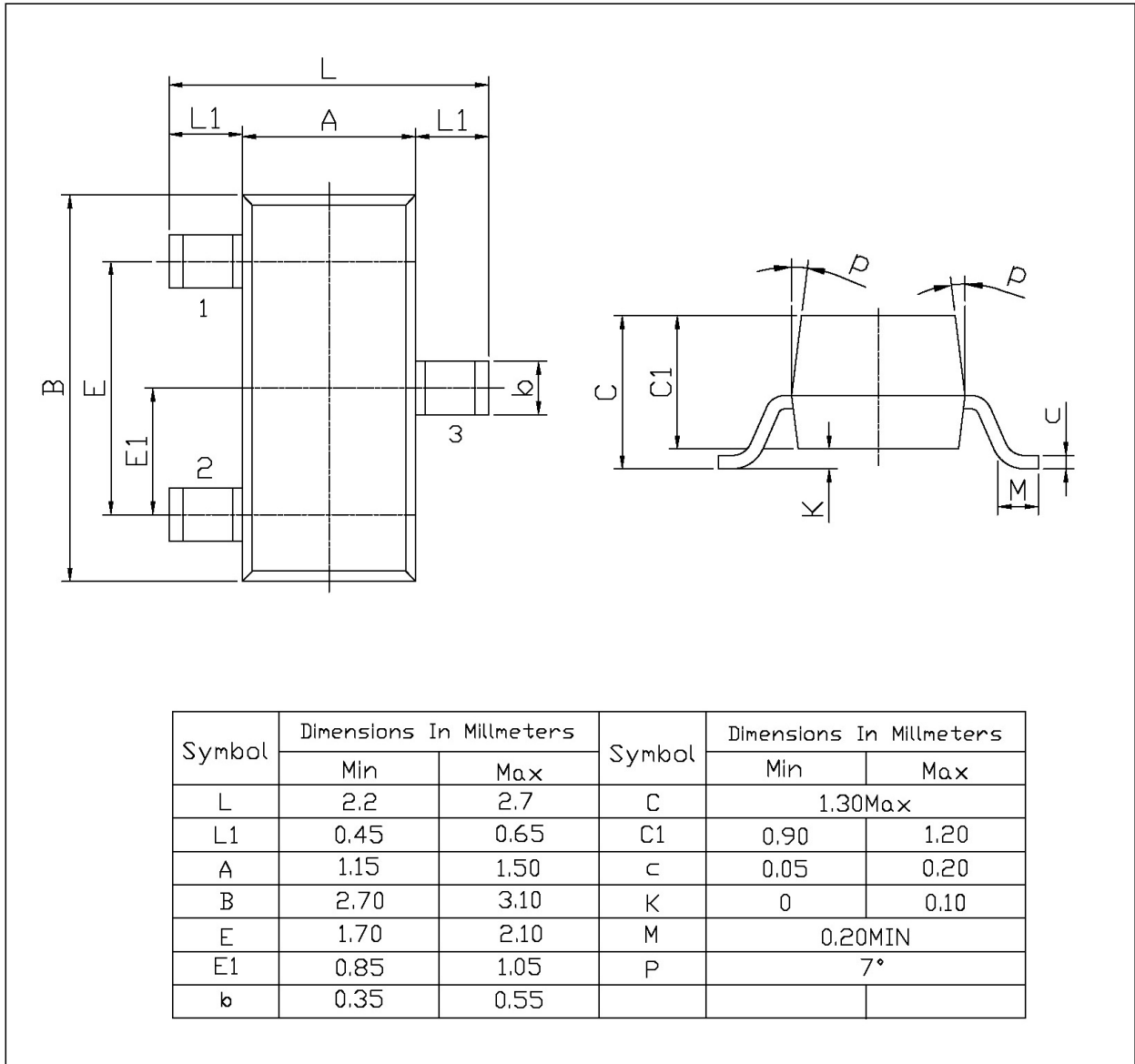
电参数曲线图 / Electrical Characteristic Curve



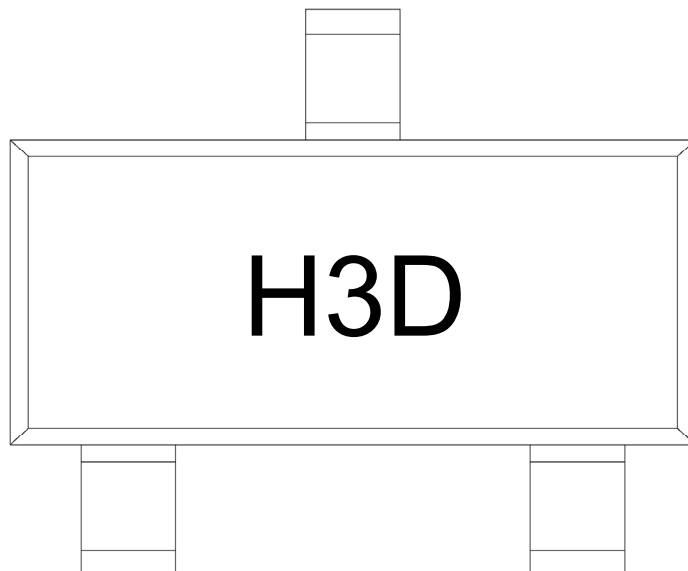
外形尺寸图 / Package Dimensions

SOT-23

单位: mm



印章说明 / Marking Instructions



说明：

H： 为公司代码

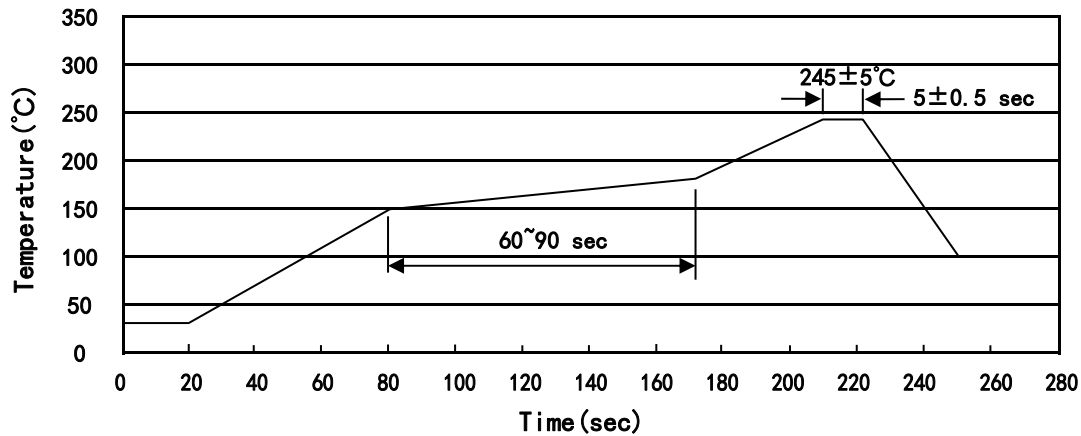
3D： 为型号代码

Note:

H： Company Code

3D： Product Type Code

回流焊温度曲线图(无铅) / Temperature Profile for IR Reflow Soldering(Pb-Free)



说明：

- 1、预热温度 150~180°C，时间 60~90sec;
- 2、峰值温度 245±5°C，时间持续为 5±0.5sec;
- 3、焊接制程冷却速度为 2~10°C/sec.

Note:

- 1.Preheating:150~180°C, Time:60~90sec.
- 2.Peak Temp.:245±5°C, Duration:5±0.5sec.
3. Cooling Speed: 2~10°C/sec.

耐焊接热试验条件 / Resistance to Soldering Heat Test Conditions

温度：260±5°C

时间：10±1 sec.

Temp.:260±5°C

Time:10±1 sec

包装规格 / Packaging SPEC.

卷盘包装 / REEL

Package Type 封装形式	Units 包装数量					Dimension 包装尺寸 (unit: mm ³)		
	Units/Reel 只/卷盘	Reels/Inner Box 卷盘/盒	Units/Inner Box 只/盒	Inner Boxes/Outer Box 盒/箱	Units/Outer Box 只/箱	Reel	Inner Box 盒	Outer Box 箱
SOT-23	3,000	10	30,000	6	180,000	7" ×8	180×120×180	390×385×205

使用说明 / Notices