

描述 / Descriptions

SOT-89 塑封封装电压调整器。Voltage Regulator in a SOT-89 Plastic Package.

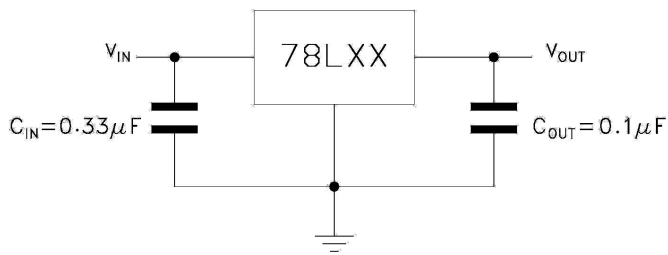
特征 / Features

三端稳压调整器，输出电流高达 100mA, 内设过热保护和短路限制，无卤产品。
3-Terminal regulators ,output current up to 100 mA, internal thermal overload protection and short-circuit limiting,HF Product.

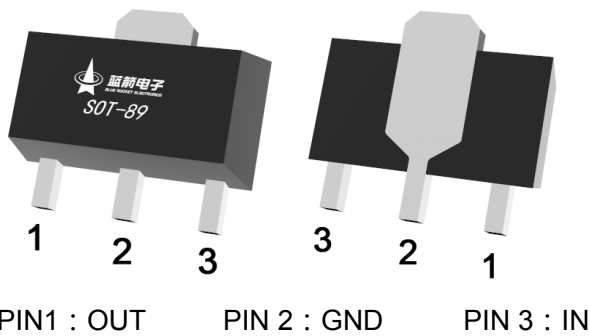
用途 / Applications

电压调整器。
Voltage Regulator.

内部等效电路/应用电路 / Equivalent Circuit or Application Circuit



引脚排列 / Pinning



印章代码 / Marking

见印章说明 / See Marking Instructions.

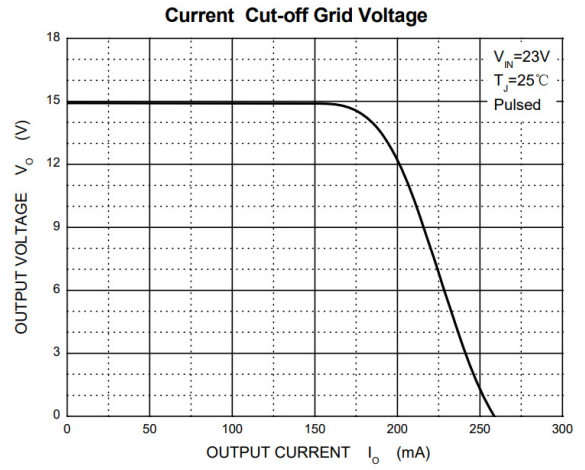
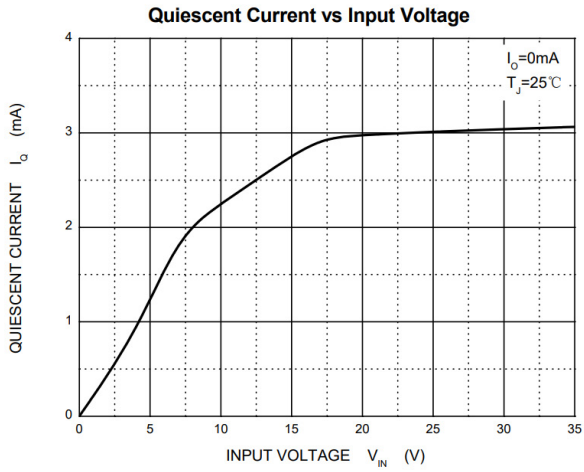
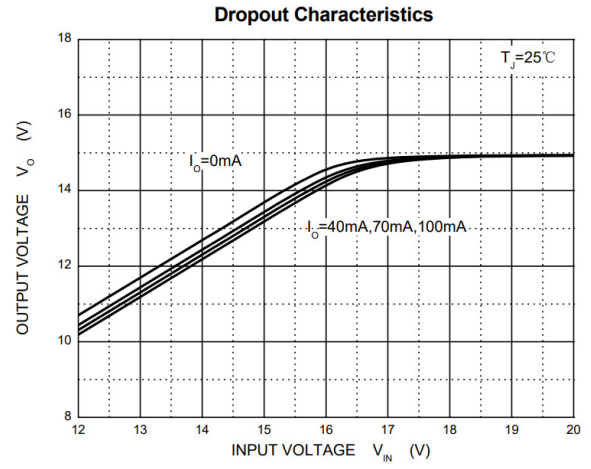
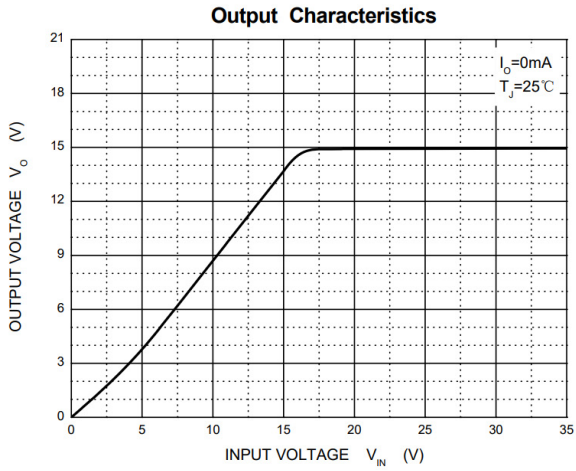
极限参数 / Absolute Maximum Ratings(Ta=25°C)

参数 Parameter	符号 Symbol	数值 Rating	单位 Unit
Input voltage	V_I	35	V
Output current	I_O	100	mA
Operating virtual Junction temperature	T_J	0~125	°C
Power Dissipation	P_D	500	mW
Storage temperature range	T_{stg}	-65~150	°C

电性能参数 / Electrical Characteristics(Ta=25°C , $V_I=23V, I_O=40mA$, unless otherwise specified)

参数 Parameter	符号 Symbol	测试条件 Test Conditions	最小值 Min	典型值 Typ	最大值 Max	单位 Unit
Output voltage	V_O	$I_O=40mA$ $T_J=25^\circ C$	14.4	15	15.6	V
		$I_O=1mA$ to 40mA $V_I=17.5V$ to 30V	14.25		15.75	V
		$I_O=1mA$ to 70mA $V_I=23V$	14.25		15.75	V
Input regulation	ΔV_O	$V_I=17.5V$ to 30V $T_J=25^\circ C$			300	mV
		$V_I=20V$ to 30V $T_J=25^\circ C$			250	mV
Ripple rejection	RR	$V_I=18.5V$ to 28.5V $T_J=25^\circ C$ $f=120Hz$	34	39		dB
Output regulation	ΔV_O	$I_O=1mA$ to 100mA $T_J=25^\circ C$			150	mV
		$I_O=1mA$ to 40mA $T_J=25^\circ C$			75	mV
Output noise voltage	V_N	$f=10Hz$ to 100KHz $T_J=25^\circ C$		90		$\mu V/V_o$
Dropout voltage	V_D	$T_J=25^\circ C$		1.7		V
Bias current	I_Q	$T_J=25^\circ C$			6	mA
Bias current change	ΔI_Q	$V_I=20V$ to 30V			1.5	mA
		$I_O=1mA$ to 40mA			0.1	mA

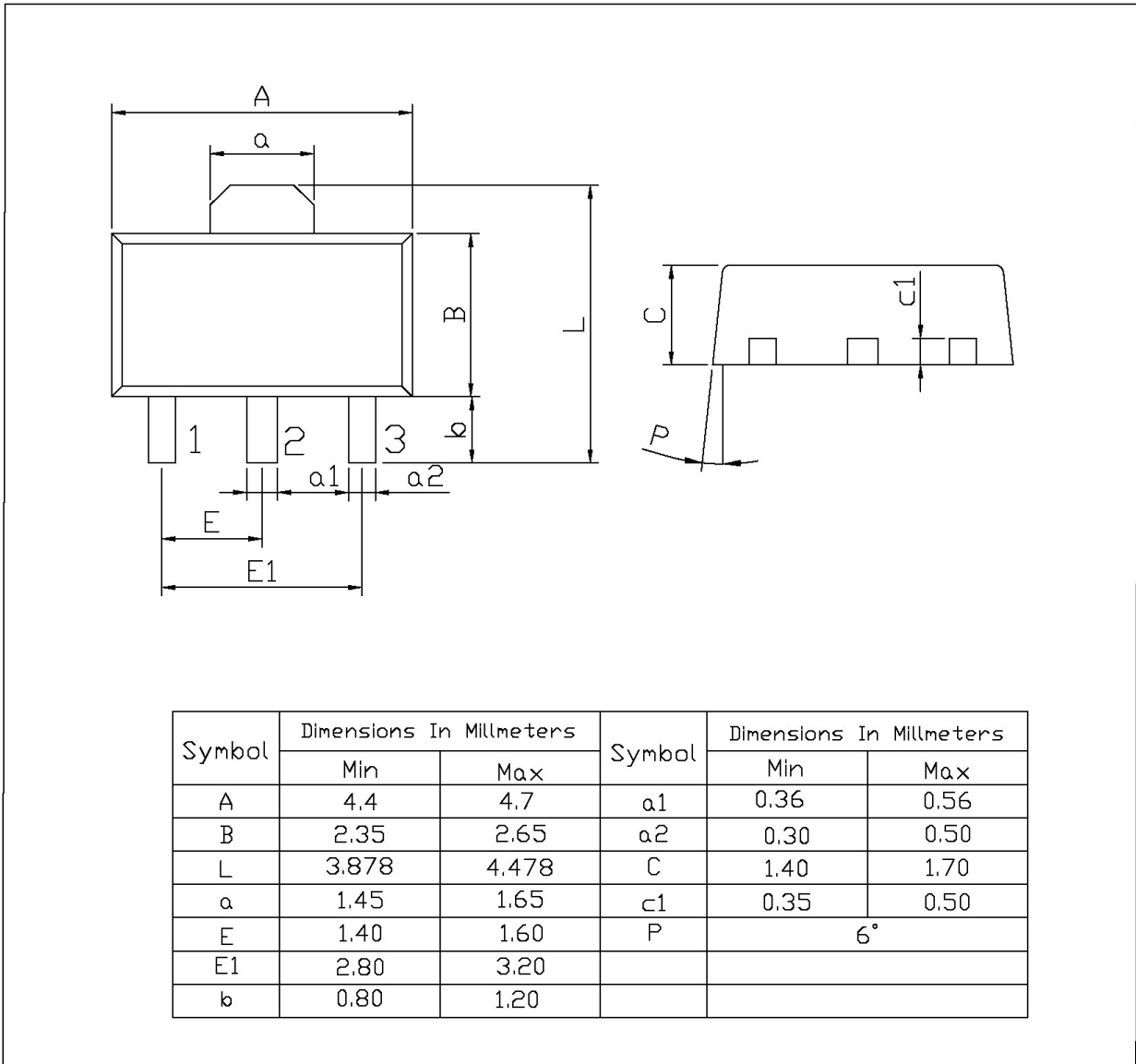
电参数曲线图 / Electrical Characteristic Curve



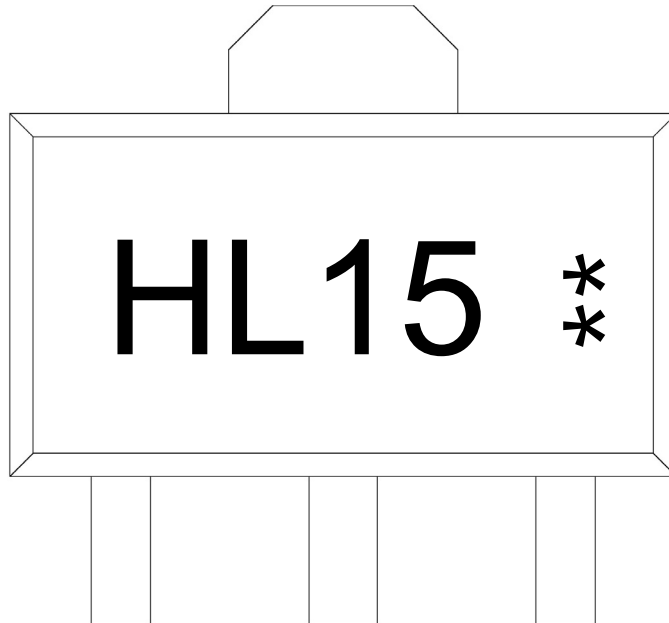
外形尺寸图 / Package Dimensions

SOT-89

单位: mm



印章说明 / Marking Instructions



说明：

H： 为公司代码

L15： 为型号代码

**： 为生产批号代码，随生产批号变化

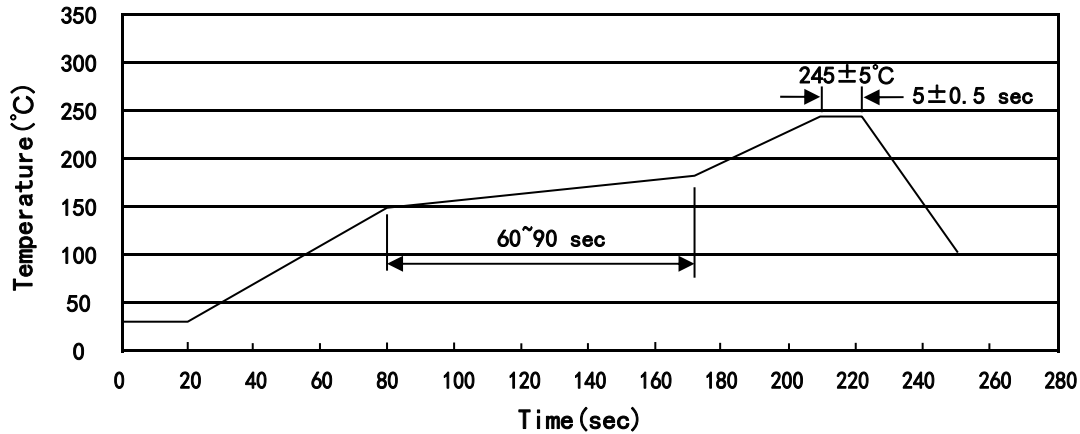
Note:

H: Company Code

L15: Product Type

**： Lot No. Code, code change with Lot No

回流焊温度曲线图(无铅) / Temperature Profile for IR Reflow Soldering(Pb-Free)



说明：

- 1、预热温度 150~180°C，时间 60~90sec;
- 2、峰值温度 245±5°C，时间持续为 5±0.5sec;
- 3、焊接制程冷却速度为 2~10°C/sec.

Note:

- 1.Preheating:150~180°C, Time:60~90sec.
- 2.Peak Temp.:245±5°C, Duration:5±0.5sec.
3. Cooling Speed: 2~10°C/sec.

耐焊接热试验条件 / Resistance to Soldering Heat Test Conditions

温度：260±5°C 时间：10±1 sec. Temp.:260±5°C Time:10±1 sec

包装规格 / Packaging SPEC.

卷盘包装 / REEL

Package Type 封装形式	Units 包装数量					Dimension 包装尺寸 (unit: mm)		
	Units/Reel 只/卷盘	Reels/Inner Box 卷盘/盒	Units/Inner Box 只/盒	Inner Boxes/Outer Box 盒/箱	Units/Outer Box 只/箱	Reel	Inner Box 盒	Outer Box 箱
SOT-89	1,000	7	7,000	6	42,000	7" ×12	180×120×180	390×385×205

使用说明 / Notices