

# 2SC2412K

Rev.FApr.-2017

## 描述 / Descriptions

SOT-23 塑封封装 NPN 半导体三极管。Silicon NPN transistor in a SOT-23 Plastic Package.

## 特征 / Features

共基极输出电容小。

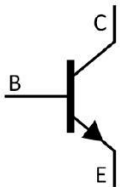
Low  $C_{ob}$ .

## 用途 / Applications

用于普通放大。

General amplifier.

## 内部等效电路 / Equivalent Circuit



## 引脚排列 / Pinning



PIN1 : Base

PIN 2 : Emitter

PIN 3 : Collector

## 放大及印章代码 / $h_{FE}$ Classifications & Marking

$h_{FE}$ Classifications Symbol	Q	R	S
$h_{FE}$ Range	120 ~ 270	180 ~ 390	270 ~ 560
Marking	HBQ	HBR	HBS

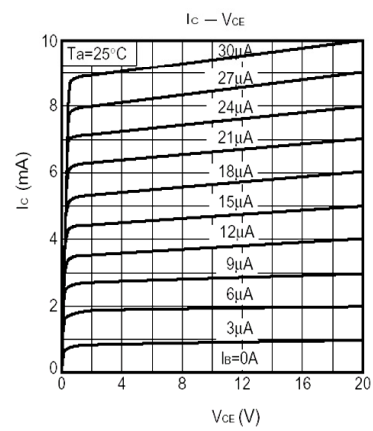
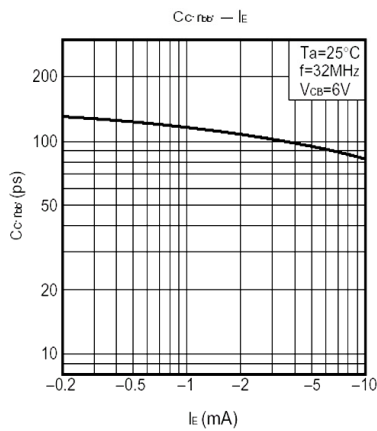
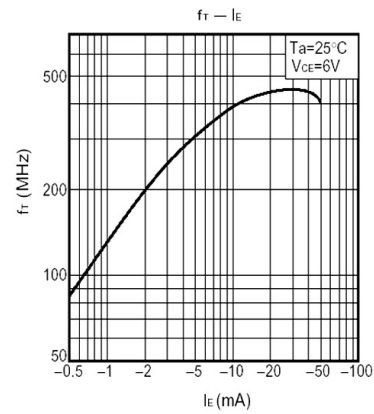
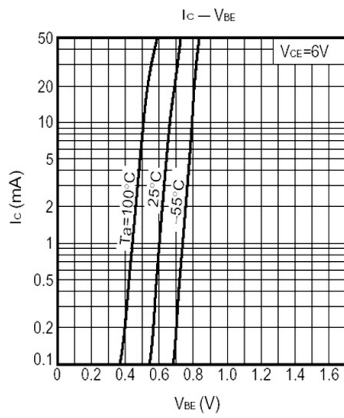
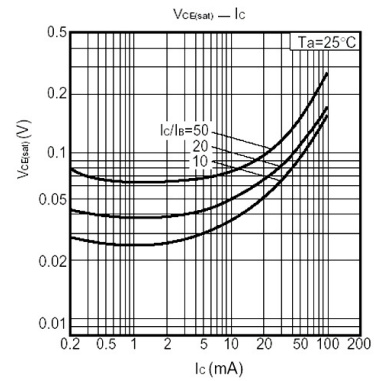
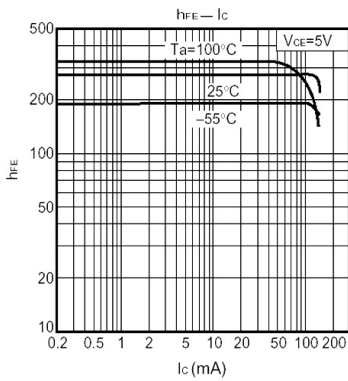
**极限参数 / Absolute Maximum Ratings(Ta=25°C)**

参数 Parameter	符号 Symbol	数值 Rating	单位 Unit
Collector to Base Voltage	$V_{CBO}$	60	V
Collector to Emitter Voltage	$V_{CEO}$	50	V
Emitter to Base Voltage	$V_{EBO}$	7.0	V
Collector Current	$I_C$	150	mA
Collector Power Dissipation	$P_C$	200	mW
Junction Temperature	$T_J$	150	°C
Storage Temperature Range	$T_{stg}$	-55~150	°C

**电性能参数 / Electrical Characteristics(Ta=25°C)**

参数 Parameter	符号 Symbol	测试条件 Test Conditions	最小值 Min	典型值 Typ	最大值 Max	单位 Unit
Collector- Base Breakdown Voltage	$V_{CBO}$	$I_C=50\mu A$	60			V
Collector-Emitter Breakdown Voltage	$V_{CEO}$	$I_C=1.0mA$	50			V
Emitter-Base Breakdown Voltage	$V_{EBO}$	$I_E=50\mu A$	7.0			V
Collector Cut-Off Current	$I_{CBO}$	$V_{CB}=60V$			0.1	$\mu A$
Emitter Base Cut-Off Current	$I_{EBO}$	$V_{EB}=7.0V$			0.1	$\mu A$
DC Current Gain	$h_{FE}$	$V_{CE}=6.0V$ $I_C=1.0mA$	120		560	
Collector to Emitter Saturation Voltage	$V_{CE(sat)}$	$I_C=50mA$ $I_B=5.0mA$			0.4	V
Transition Frequency	$f_T$	$V_{CE}=12V$ $f=100MHz$ $I_E=-2.0mA$		180		MHz
Collector Output Capacitance	$C_{ob}$	$V_{CB}=12V$ $f=1.0MHz$ $I_E=0$		2.0	3.5	pF

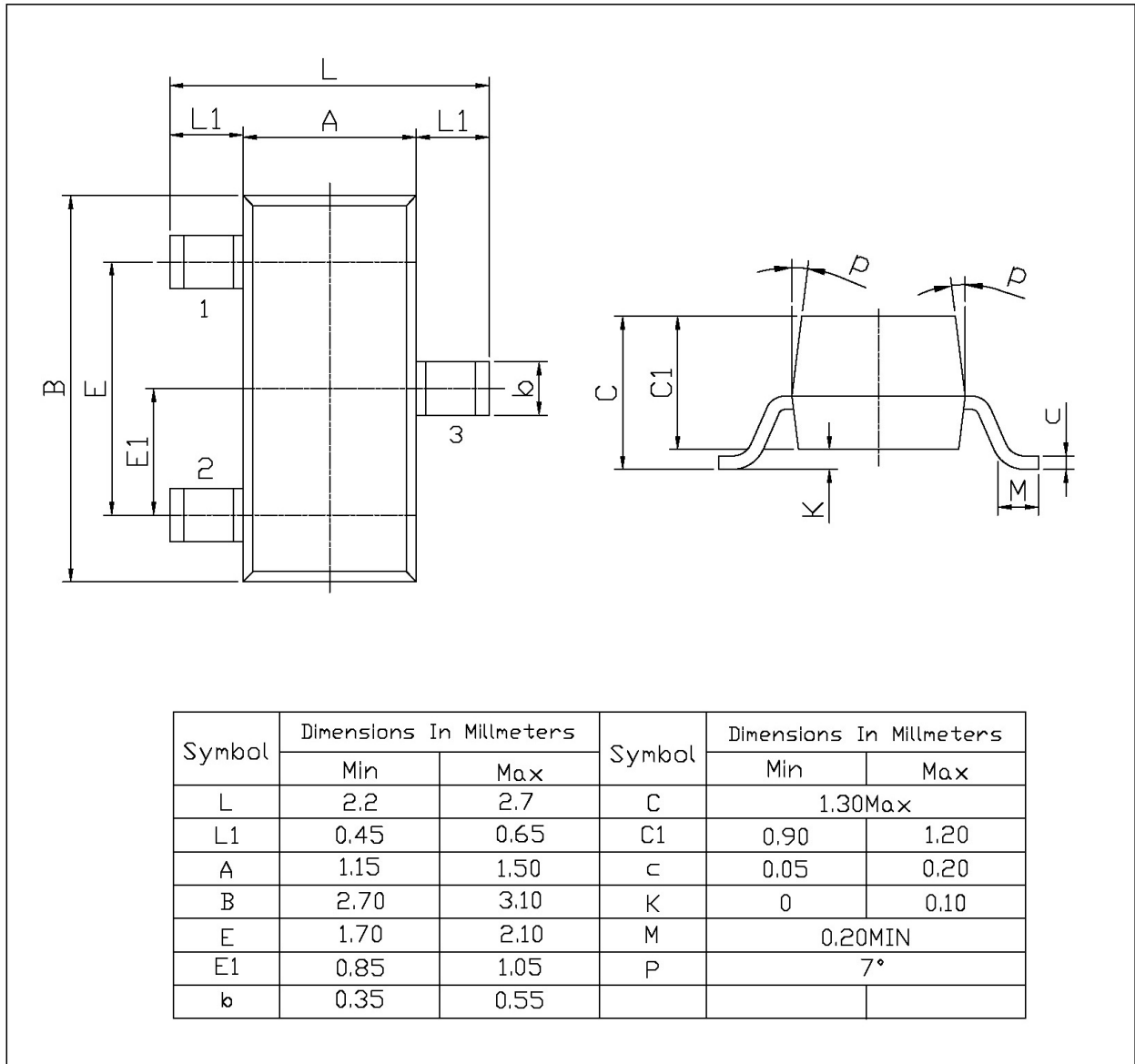
**电参数曲线图 / Electrical Characteristic Curve**



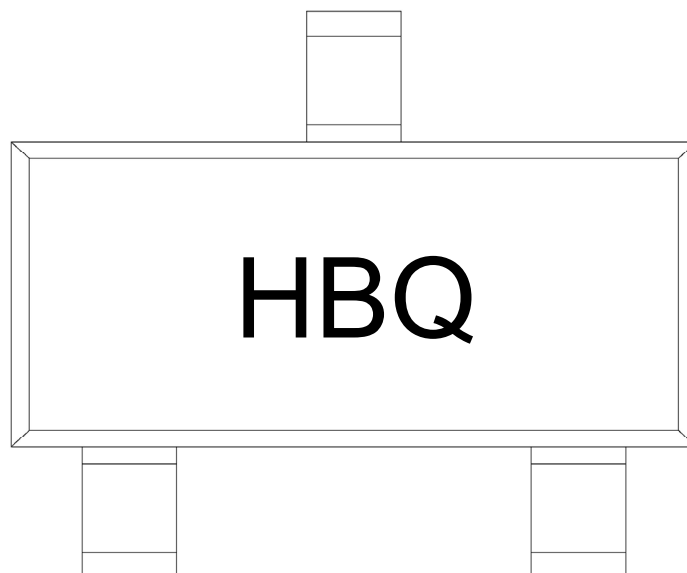
外形尺寸图 / Package Dimensions

SOT-23

单位: mm



印章说明 / Marking Instructions



说明：

H： 为公司代码  
B： 为型号代码  
Q： 为  $h_{FE}$  档次代码

Note:

H： Company Code  
B： Product Type Code  
Q：  $h_{FE}$  Classifications Symbol

**回流焊温度曲线图(无铅) / Temperature Profile for IR Reflow Soldering(Pb-Free)**



说明：

- 1、预热温度 25~150°C，时间 60~90sec;
- 2、峰值温度 245±5°C，时间持续为 5±0.5sec;
- 3、焊接制程冷却速度为 2~10°C/sec.

Note:

- 1.Preheating:25~150°C, Time:60~90sec.
- 2.Peak Temp.:245±5°C, Duration:5±0.5sec.
3. Cooling Speed: 2~10°C/sec.

**耐焊接热试验条件 / Resistance to Soldering Heat Test Conditions**

温度：260±5°C

时间：10±1 sec.

Temp.:260±5°C

Time:10±1 sec

**包装规格 / Packaging SPEC.**

卷盘包装 / REEL

Package Type 封装形式	Units 包装数量					Dimension 包装尺寸 (unit: mm <sup>3</sup> )		
	Units/Reel 只/卷盘	Reels/Inner Box 卷盘/盒	Units/Inner Box 只/盒	Inner Boxes/Outer Box 盒/箱	Units/Outer Box 只/箱	Reel	Inner Box 盒	Outer Box 箱
SOT-23	3,000	10	30,000	6	180,000	7" x8	180×120×180	390×385×205

**使用说明 / Notices**